

STANLEY COLLEGE OF ENGINEERING & TECHNOLOGY FOR WOMEN (A)

Chapel Road, Abids, Hyderabad

DEPARTMENT OF ARTIFICIAL INTELLIGENCE & DATASCIENCE



Stanley LMS

Username

Password

☐ Remember username

[Forgotten your username or password?](#)

Cookies must be enabled in your browser

Some courses may allow guest access



LMS Login Page

Dashboard

stanleylms.swecha.org/my/

Guest

STANLEYLMS

Course overview

All (except removed from view)

Course name Card

IV SEM 21_25 Data Science 9% complete

VI AI&DS 20_24 Data Visualization 0% complete

CME DESIGN THINKING 0% complete

AI&DS-B DESIGN THINKING 0% complete

IV SEM AI&DS 2022 Forecasting Techniques

No files available

Manage private files...

Online users

1 online user (last 5 minutes)

lavanya marella

Latest badges

You have no badges to display

Calendar

October 2024

Mon	Tue	Wed	Thu	Fri	Sat	Sun
						6
7	8	9	10	11	12	13
14	15	16	17	18	19	20

15:57 04-10-2024

LMS Homepage

DS_21: Attendance

stanleylms.swecha.org/mod/attendance/manage.php?id=4446&view=5

STANLEYLMS

Dashboard / My courses / DS_21 / General / Attendance / Attendance

Attendance for the course :: Data Science

Sessions Add session Report Export Status set Temporary users

All All past Months Weeks Days

#	Date	Time	Type	Description	Actions
1	Mon 23 Jan 2023	10AM - 1PM	All students	Regular class session	
2	Tue 24 Jan 2023	9AM - 10AM	All students	Regular class session	
3	Fri 3 Feb 2023	10AM - 11AM	All students	Regular class session	
4	Mon 6 Feb 2023	10AM - 11AM	All students	Regular class session	
5	Mon 6 Feb 2023	12PM - 1PM	All students	Regular class session	
6	Tue 7 Feb 2023	9AM - 11AM	All students	Regular class session	

Attendance for the Course page

Here the faculty will be able to check the attendance of the particular course month wise, week wise day wise or all the sessions at a time

DS_21: Attendance - Report

stanleylms.swecha.org/mod/attendance/report.php?id=4446

STANLEYLMS

Dashboard / My courses / DS_21 / General / Attendance / Report

Attendance for the course :: Data Science

Sessions Add session Report Export Status set Temporary users

Page 1 of 3

All All past Months Weeks Days Below 100% Summary

Users	Sessions							Status set 1	Over taken sessions
First name / Surname	Feb 7 9AM	Feb 7 3:30PM	Feb 8 9AM	Feb 8 3:30PM	Feb 9 11AM	Feb 10 10AM	Feb 13 3:30PM	P L E A	Sessions Points Percentage
NEMALI AVANTHIKA 160621747046	P (2/2)	P (2/2)	A (0/2)	A (0/2)	P (2/2)	A (0/2)	P (2/2)	9 0 0 3	12 18 / 24 75.0%

LMS Student Attendance Sheet

BIG BLUE BUTTON

Dr.K.Vaidehi BOS-AI&DS

<https://stanley.swecha.org/b/dr--lhw-iai>

The screenshot shows the Stanley Swecha AI & DS BOS homepage. At the top, there's a navigation bar with 'Home', 'All Recordings', and a user profile for 'Dr.D.SHRAVANI'. The main heading is 'AI & DS BOS' with '9 Sessions | 2 Room Recordings'. Below this, there's an 'Invite Participants' section with a link input field containing 'https://stanley.swecha.org/b/dr--lhw-iai', a 'Copy' button, and a large blue 'Start' button. A 'Room Recordings' section follows, featuring a table with columns for NAME, THUMBNAILS, LENGTH, USERS, VISIBILITY, and FORMATS. Two recordings are listed: 'AI & DS BOS' recorded on Jun 21, 2024 at 9:43am (1 h 46 min, 8 users) and 'AI & DS BOS' recorded on May 21, 2022 at 9:05am (3 h 11 min, 16 users). Both are 'Unlisted' and in 'Presentation' format. A 'Cookies' banner is visible at the bottom of the page.

NAME	THUMBNAILS	LENGTH	USERS	VISIBILITY	FORMATS
AI & DS BOS Recorded on Jun 21, 2024 9:43am		1 h 46 min	8	Unlisted	Presentation
AI & DS BOS Recorded on May 21, 2022 9:05am		3 h 11 min	16	Unlisted	Presentation

The screenshot shows the Stanley Swecha Recording Playback interface. The top bar indicates 'AI & DS BOS' and 'Recording Playback'. The URL is 'stanley.swecha.org/playback/presentation/2.0/playback.html?meetingId=5714ee7e78e05b1a0294aca5edc64c7604e1da2-1718943201931'. The main content area is split into two panels. The left panel shows a Microsoft PowerPoint presentation titled 'Final 4th BOS 21st June 2024 - Microsoft PowerPoint'. The current slide is titled '3rd & 4th Semester Syllabi for APPROVAL' and contains the text: 'BE (AI&DS) 3rd and 4th Semester detailed syllabi discussions. and BE (CME) 3rd and 4th Semester detailed syllabi discussions.' The right panel shows a video feed of a meeting room with several people seated around a table. The bottom status bar shows 'SENSEX -0.65%' and '1:53 PM 10/31/2024'.

Dr.D.Shravani CRT session

<https://stanley3.swecha.org/playback/presentation/2.0/playback.html?meetingId=cd73377d4f7ee6e0c82260b502e813e0dfe51565-1697201292384>

The screenshot shows a Zoom meeting interface. The main window displays a presentation slide titled "CRT" with a "Polling" section. The left sidebar shows a list of users, including Dr.D.Shravani and Himanshu. The bottom status bar indicates the meeting is recorded with BigBlueButton.

MESSAGES

Public Chat

NOTES

Shared Notes

USERS (15)

Dr.D.Shravani (You)

Dr.D.Shravani

Good evening all

Himanshu

Good Evening All !

Dr.D.Shravani

Inform others to join immediately

Send message to Public Chat

stanley3.swecha.org is sharing your screen. Stop sharing Hide

CRT

00:53

ScreenShare has started

For help on using BigBlueButton see these (short) tutorial videos.

To join the audio bridge click the phone button. Use a headset to avoid causing background noise for others.

This server is running BigBlueButton.

Dr.D.Shravani

Good evening all

Himanshu

Good Evening All !

Dr.D.Shravani

Inform others to join immediately

Send message to Public Chat

stanley3.swecha.org is sharing your screen. Stop sharing Hide

CRT

00:55

Recorded with BigBlueButton

28°C Haze

12:51 PM

10/31/2024

MESSAGES

Public Chat

NOTES

Shared Notes

USERS (15)

Dr.D.Shravani (You)

Dr.D.Shravani

Good evening all

Himanshu

Good Evening All !

Dr.D.Shravani

Inform others to join immediately

Send message to Public Chat

stanley3.swecha.org is sharing your screen. Stop sharing Hide

CRT

01:55

ScreenShare has started

For help on using BigBlueButton see these (short) tutorial videos.

To join the audio bridge click the phone button. Use a headset to avoid causing background noise for others.

This server is running BigBlueButton.

Dr.D.Shravani

Good evening all

Himanshu

Good Evening All !

Dr.D.Shravani

Inform others to join immediately

Send message to Public Chat

stanley3.swecha.org is sharing your screen. Stop sharing Hide

CRT

01:55

Recorded with BigBlueButton

Air: Moderate

12:51 PM

10/31/2024

A2I MERITCURVE

Ms.Nasira Mahajabeen taught PPS and CDS on Meritcurve platform to first year students.

The screenshot displays the MeritCurve platform dashboard for a user named Mrs. Nasira Mahajabeen. The interface is divided into a left sidebar, a main content area, and a right profile panel.

Left Sidebar: Contains navigation links for Dashboard, Assessments, Global Platform Assessments, Courses, Live Session, Communities, IDE, AI Interview (new), Interviews, and a Logout button.

Main Content Area (Learning Path): Features four course cards, each with a progress indicator (Goal percentage) and a 'View learning path' button.

Course Title	Goal Percentage	Modules
A2I DS With C Faculty	27.6%	0 out of 1
A2I C Faculty	0.0%	1 out of 2
A2I C	17.6%	0 out of 2
FDP ON - Advanced Academic Coding Education: Empowering Faculty and Transforming Labs Online	0.0%	0 out of 5

Right Profile Panel: Displays the user's profile information, including a circular profile picture with the letter 'M', the name 'Mrs. Nasira Mahajabeen', and the email 'nasiraj@stanley.edu.in'. It also includes links for 'View Profile', 'Edit Profile', 'Communities', 'Help (Mail to platform@talentio.in)', and 'Logout'.

The browser's address bar shows the URL 'https://talentio.meritcurve.com/home/dashboard'. The Windows taskbar at the bottom indicates the system time as 15:28 on 29-11-2024.

Ms.Sumera taught PPS and CDS on Meritcurve platform to first year students.

The image displays two screenshots of the Meritcurve platform dashboard for a user named SUMERA. Both screenshots feature a left-hand navigation menu with the following items: Dashboard, Assessments, Global Platform Assessments, Courses, Live Session, Communities, IDE, AI Interview (new), and Interviews. The top header of the dashboard includes the Meritcurve logo, a back arrow, the user's name 'SUMERA', and a profile icon.

Top Screenshot: The main content area displays a 'Welcome, SUMERA.' message. Below this, there is a 'Global Platform Profiles' section with two cards. The first card shows a green checkmark and the text 'Your Leetcode profile username is SUMERA' with a link to 'Edit External Profile'. The second card shows a green checkmark and the text 'Your Hacker Re' with a link to 'Edit External Profile'. On the right side, there is a user profile card for SUMERA (sumera@stanley.edu.in) with a 'View Profile' link, a '0' badge, and a '0.0' rating. Below the profile card are links for 'Edit Profile', 'Communities', 'Help (Mail to platform@talentio.in)', and 'Logout'.

Bottom Screenshot: The main content area displays a message: 'Please visit the Assessments page for all the active assessments/assignments'. Below this, there is a 'Live Sessions' section with the text 'No live sessions are currently taking place, please check back later'. The 'Learning Path' section shows two cards. The first card is for 'A2I | DS With C | Faculty' with a progress indicator showing 'Goal 72.4%' and a 'View learning path' button. The second card is for 'A2I | C | Faculty' with a progress indicator showing '28.8%' and a 'View learning path' button. Both cards show 'Modules: 0 out of 1' and 'Modules: 0 out of 2' respectively.

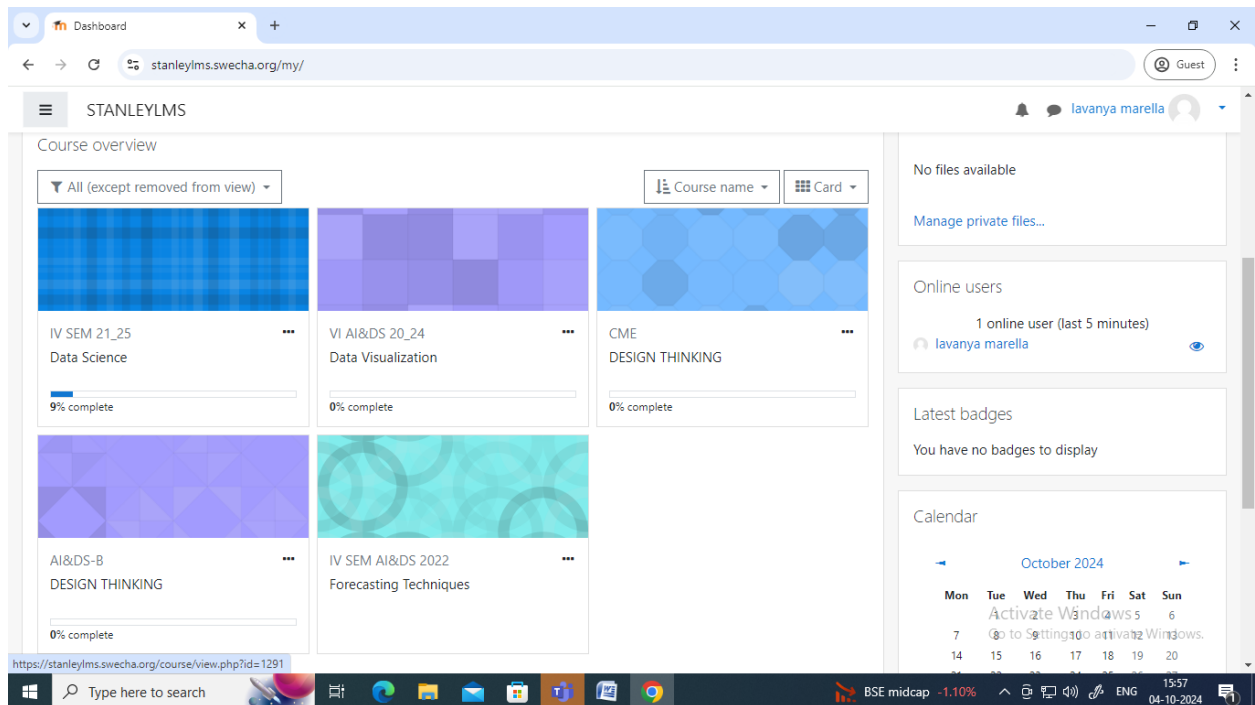
STANLEY COLLEGE OF ENGINEERING & TECHNOLOGY FOR WOMEN (A)

Chapel Road, Abids, Hyderabad

DEPARTMENT OF COMPUTER ENGINEERING



LMS Login Page



LMS Homepage

DS_21: Attendance

stanleylms.swecha.org/mod/attendance/manage.php?id=4446&view=5

STANLEYLMS

Dashboard / My courses / DS_21 / General / Attendance / Attendance

Attendance for the course :: Data Science

Sessions Add session Report Export Status set Temporary users

All All past Months Weeks Days

#	Date	Time	Type	Description	Actions
1	Mon 23 Jan 2023	10AM - 1PM	All students	Regular class session	
2	Tue 24 Jan 2023	9AM - 10AM	All students	Regular class session	
3	Fri 3 Feb 2023	10AM - 11AM	All students	Regular class session	
4	Mon 6 Feb 2023	10AM - 11AM	All students	Regular class session	
5	Mon 6 Feb 2023	12PM - 1PM	All students	Regular class session	
6	Tue 7 Feb 2023	9AM - 11AM	All students	Regular class session	

Attendance for the Course page

Here the faculty will be able to check the attendance of the particular course month wise, week wise day wise or all the sessions at a time

DS_21: Attendance - Report

stanleylms.swecha.org/mod/attendance/report.php?id=4446

STANLEYLMS

Dashboard / My courses / DS_21 / General / Attendance / Report

Attendance for the course :: Data Science

Sessions Add session Report Export Status set Temporary users

Page 1 of 3

All All past Months Weeks Days Below 100% Summary

Users	Sessions							Status set 1				Over taken sessions		
First name / Surname	Feb 7 9AM	Feb 7 3:30PM	Feb 8 9AM	Feb 8 3:30PM	Feb 9 11AM	Feb 10 10AM	Feb 13 3:30PM	P	L	E	A	Sessions	Points	Percentage
NEMALI AVANTHIKA 160621747046	P (2/2)	P (2/2)	A (0/2)	A (0/2)	P (2/2)	A (0/2)	P (2/2)	9	0	0	3	12	18 / 24	75.0%

LMS Student Attendance Sheet

BIGBLUEBUTTON used for CME BOS by Dr.K.Vaidehi,H)D-CME

<https://stanley1.swecha.org/playback/presentation/2.0/playback.html?meetingId=7caf716bdfec44105d1f70a0faa7c612f88aeda-1681186088380>

The screenshot shows the CME BOS web interface. At the top, it says "CME BOS" and "7 Sessions | 2 Room Recordings". Below this, there's a section for "Invite Participants" with a link "https://stanley1.swecha.org/b/dr-nv6-p3a" and a "Start" button. There are also buttons for "Home Room", "CME BOS" (shared by Dr. R. Manivannan), and "Create a Room".

Below the invite section is a "Room Recordings" section with a search bar. It contains a table with the following data:

NAME	THUMBNAILS	LENGTH	USERS	VISIBILITY	FORMATS
CME BOS Recorded on Apr 11, 2023 9:38am		2 h 12 min	17	Unlisted	Presentation
CME BOS Recorded on Jul 12, 2021 11:26am		59 min	35	Unlisted	Presentation

At the bottom of the table, there are buttons for "Previous", "1", and "Next".

Below the table, there's a cookie consent banner: "Cookies help us deliver our services. By using our services, you agree to our use of cookies." with an "I Agree" button.

The screenshot shows the CME BOS video player interface. The top bar says "CME BOS". Below it, there's a video player showing a meeting in progress. The video player has a "Public Chat" button and a "Messages" button. The video player also has a "This session is now being recorded" notification.

Below the video player, there's a "CME BOS" section with a list of users: "Srinitha", "Javvitha", "padmaja", and "Swagata.C".

At the bottom of the video player, there's a "Recorded with BigBlueButton" text.

stanley3.swecha.org/playback/presentation/2.0/playback.html?meetingId=7ca716bdf4ee44105d1170a0faa7c512f88aada-1681186088380

CME BOS

Amarendra Katkam: Hello Bos Team, Below are my suggestions
In Data Analytics, please include
a. Data Streaming & Real-time Data Processing
b. Hands on practice with tools like Apache Spark
c. Data Base design - there is lot demand in the market for No-SQL data bases like MongoDB & Cassandra
R Sirisha: Already We are having No-SQL databases subject sir
Amarendra Katkam: Great. Include few Hands-on experiments on Mongo / Cassandra mam.
R Sirisha: Data streaming we will include in architecture for large databases applications
Amarendra Katkam: Ok Mam.

R Sirisha: Mam we are unable to hear you, you are in mute mam
R Sirisha: Welcome mam
R Sirisha: Padmaja mam kindly share you suggestions about NLP
Amarendra Katkam: Hello Bos Team, Below are my suggestions In Data Analytics, please include
a. Data Streaming & Real-time Data Processing b. Hands on practice with tools like Apache Spark
Amarendra Katkam: In Data Base design - there is lot demand in the market for No-SQL data bases like MongoDB & Cassandra
R Sirisha: Already We are having No-SQL databases subject sir
Amarendra Katkam: Great. Include few Hands-on experiments on Mongo / Cassandra mam.
R Sirisha: Data streaming we will include in architecture for large databases applications
Amarendra Katkam: Ok Mam.

Recorded with BigBlueButton

Dr.D.Shravani CRT session

<https://stanley3.swecha.org/playback/presentation/2.0/playback.html?meetingId=cd73377d4f7ee60c82260b502e813e0dfe51565-1697201292384>

stanley3.swecha.org/playback/presentation/2.0/playback.html?meetingId=cd73377d4f7ee60c82260b502e813e0dfe51565-1697201292384

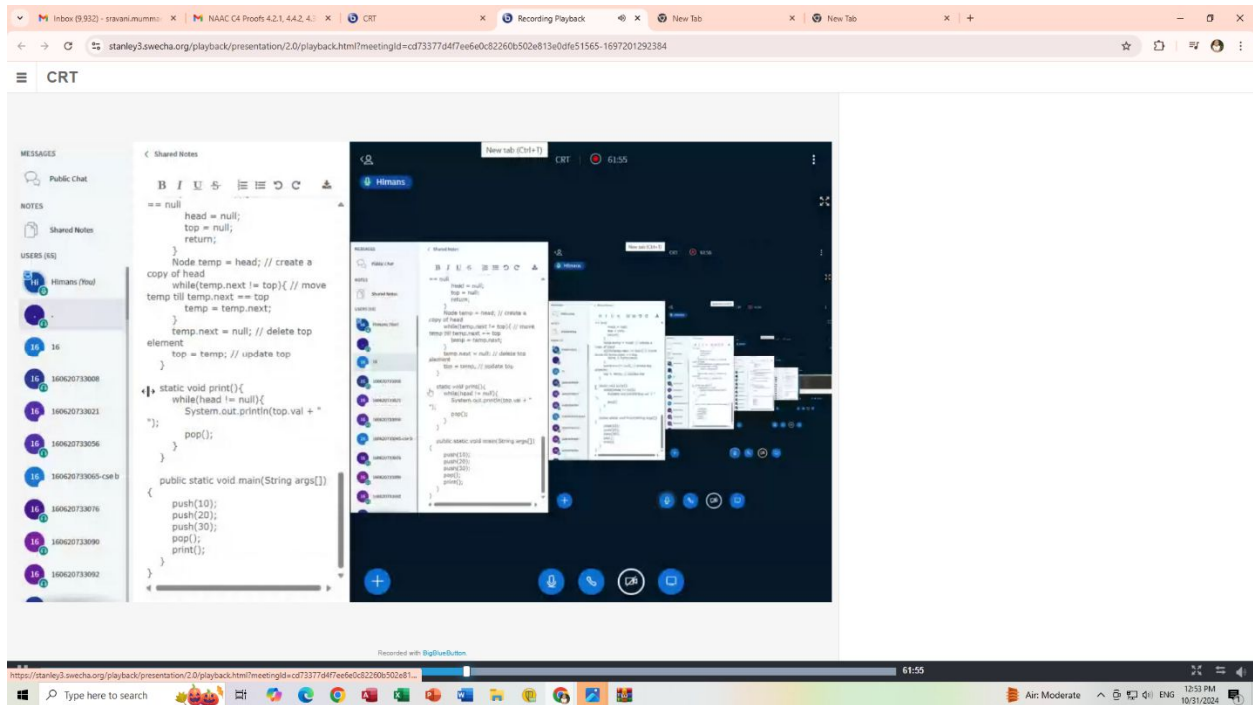
CRT

Welcome to CRT!
For help on using BigBlueButton see these (short) tutorial videos.
To join the audio bridge click the phone button. Use a headset to avoid causing background noise for others.
This server is running BigBlueButton

Dr.D.SHRAVANI: Good evening all
Himans: Good Evening All!
Dr.D.SHRAVANI: Inform others to join immediately

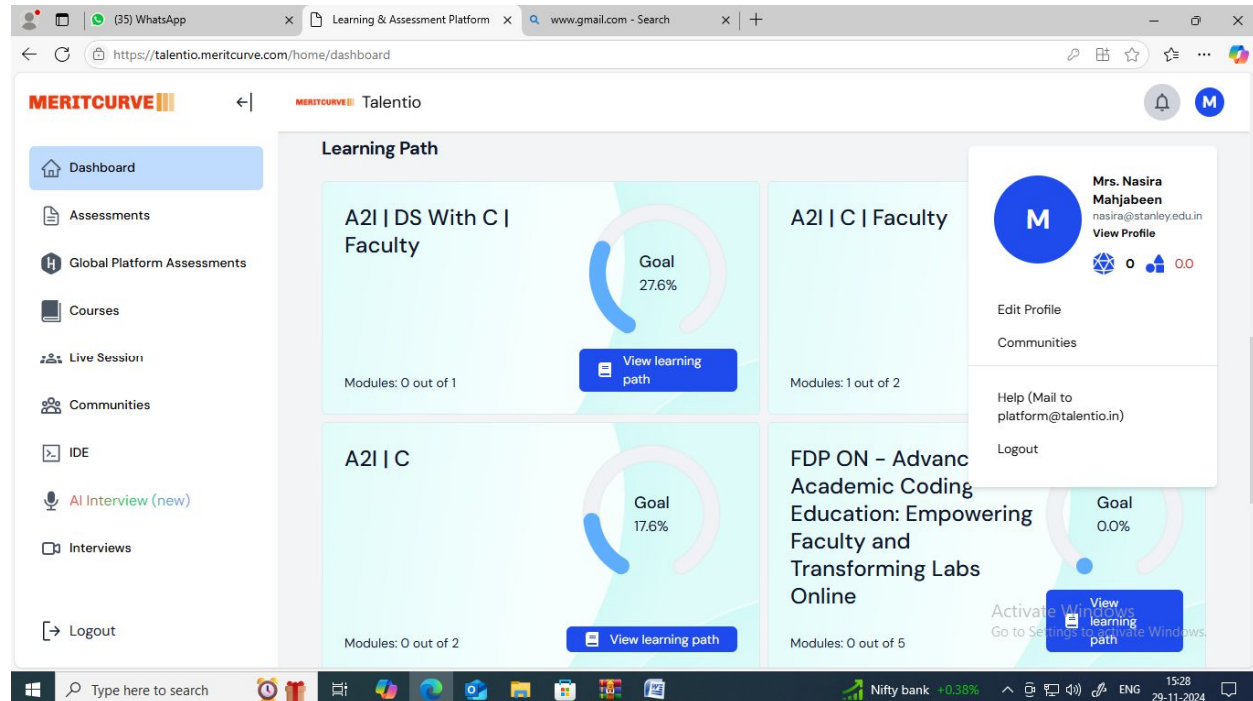
stanley3.swecha.org is sharing your screen.

Recorded with BigBlueButton



A2I MERITCURVE

Ms.Nasira Mahajabeen taught PPS and CDS on Meritcurve platform to first year students.



STANLEY COLLEGE OF ENGINEERING & TECHNOLOGY FOR WOMEN (A)

Chapel Road, Abids, Hyderabad

DEPARTMENT OF COMPUTER SCIENCE AND ENGINEERING



Stanley LMS

Username

Forgotten your username or password?

Password

☐ Remember username

Log in

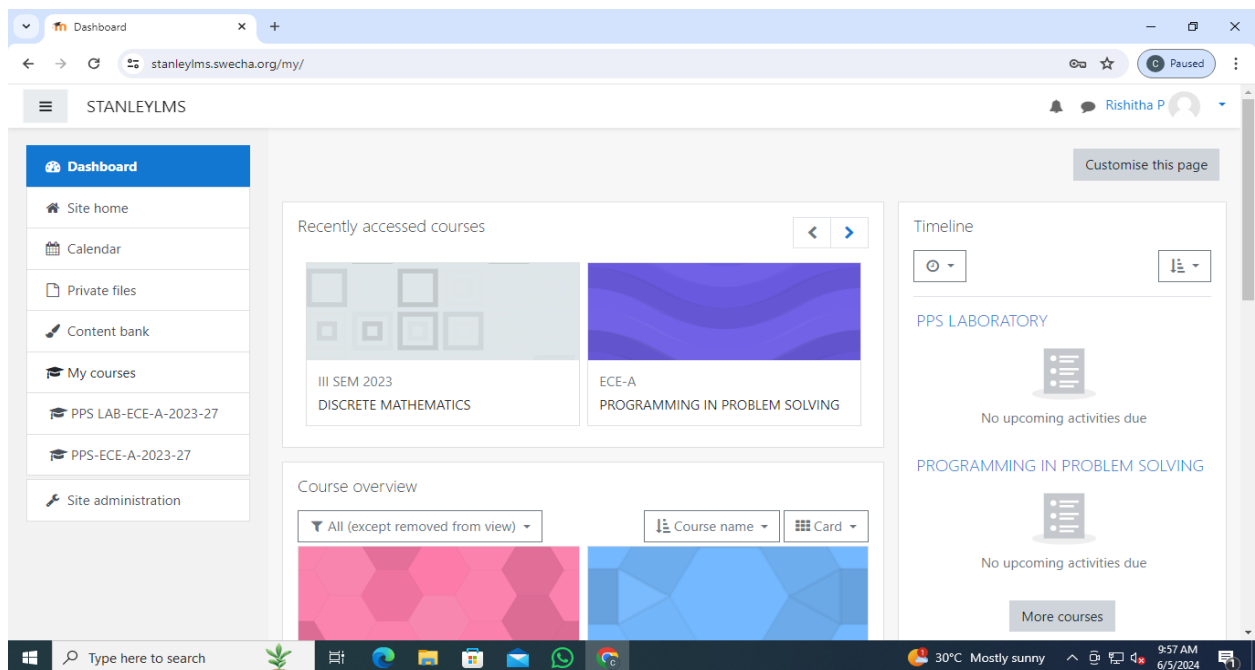
Cookies must be enabled in your browser

Some courses may allow guest access

Log in as a guest



LMS Login Page



LMS Homepage

Here in the home page all the subjects related to the faculty will be available and they can easily access the courses.

Course Attendance Session adding page

In this the faculty will be able to add the sessions of the course along with the time and date.

#	Date	Time	Type	Description	Actions
1	Mon 13 Mar 2023	10AM - 11AM	All students	Regular class session	
2	Wed 15 Mar 2023	9AM - 10AM	All students	Regular class session	
3	Wed 15 Mar 2023	3:30PM - 4:30PM	All students	Regular class session	
4	Thu 16 Mar 2023	1:30PM - 2:30PM	All students	Regular class session	
5	Mon 20 Mar 2023	10AM - 11AM	All students	Regular class session	
6	Wed 22 Mar 2023	9AM - 10AM	All students	Regular class session	

Attendance for the Course page

Here the faculty will be able to check the attendance of the particular course month wise, week wise day wise or all the sessions at a time

STANLEYLMS

Attendance for the course :: Compiler Design

Sessions Add session Report Export Status set Temporary users

Upload attendance by CSV

13 March 2023 10AM - 11AM

Regular class session

View mode
Sorted list 25

Page 1 of 3

#	First name / Surname	Email address	P	L	E	A	Remarks
		Set status for	all				
1	Student CSE B	160620733061@stanley.edu.in	<input type="radio"/>	<input type="radio"/>	<input type="radio"/>	<input checked="" type="radio"/>	
2	Student CSE B	160620733062@stanley.edu.in	<input checked="" type="radio"/>	<input type="radio"/>	<input type="radio"/>	<input type="radio"/>	
3	Student CSE B	160620733063@stanley.edu.in	<input type="radio"/>	<input type="radio"/>	<input type="radio"/>	<input checked="" type="radio"/>	
4	Student CSE B	160620733064@stanley.edu.in	<input type="radio"/>	<input type="radio"/>	<input type="radio"/>	<input checked="" type="radio"/>	

STANLEYLMS

20 Student CSE B 160620733080@stanley.edu.in ☒ ☐ ☐ ☐

21 Student CSE B 160620733081@stanley.edu.in ☐ ☐ ☐ ☒

22 Student CSE B 160620733082@stanley.edu.in ☐ ☐ ☐ ☒

23 Student CSE B 160620733083@stanley.edu.in ☐ ☐ ☐ ☒

24 Student CSE B 160620733084@stanley.edu.in ☐ ☐ ☐ ☒

25 Student CSE B 160620733085@stanley.edu.in ☒ ☐ ☐ ☐

Save attendance

Present = 11
Late = 0
Excused = 0
Absent = 14

LMS Student Attendance Sheet

Here in this attendance sheet faculty will be submitting and they will be getting the number of students present, absent, late, excused.

StanleyLMS

DSA CSE-2

Participants

Badges

Competencies

Grades

General

Topic 1

DSA LAB

Mid-2

Topic 4

Topic 5

Topic 6

Mid-1 DST

29.10-DSA-9-10-III CSE.pdf 29 October 2020, 9:01 AM

Grading summary

Hidden from students	No
Participants	66
Drafts	3
Submitted	56
Needs grading	56
Due date	Thursday, 29 October 2020, 10:20 AM
Time remaining	Assignment is due

View all submissions Grade

Course Mid-1 Grading Summary

Here the faculty will be able to check how many submitted the exam and how many participated, and question paper also will be available for reference.

StanleyLMS

DST CSE-1

Participants

Badges

Competencies

Grades

General

Topic 1

Topic 2

Topic 3

Topic 4

Biology mid-1

Mid-2

Assignment 1

your answer script must upload in the format of .pdf

sample qp.docx 19 October 2020, 5:36 PM

Grading summary


Hidden from students	No
Participants	65
Drafts	2
Submitted	59
Needs grading	59
Due date	Monday, 19 October 2020, 11:00 PM
Time remaining	Assignment is due

View all submissions Grade

Course Assignment Grading Summary Sheet

Here the faculty will be checking the summary of the assignments submitted and question paper will also be available for reference.

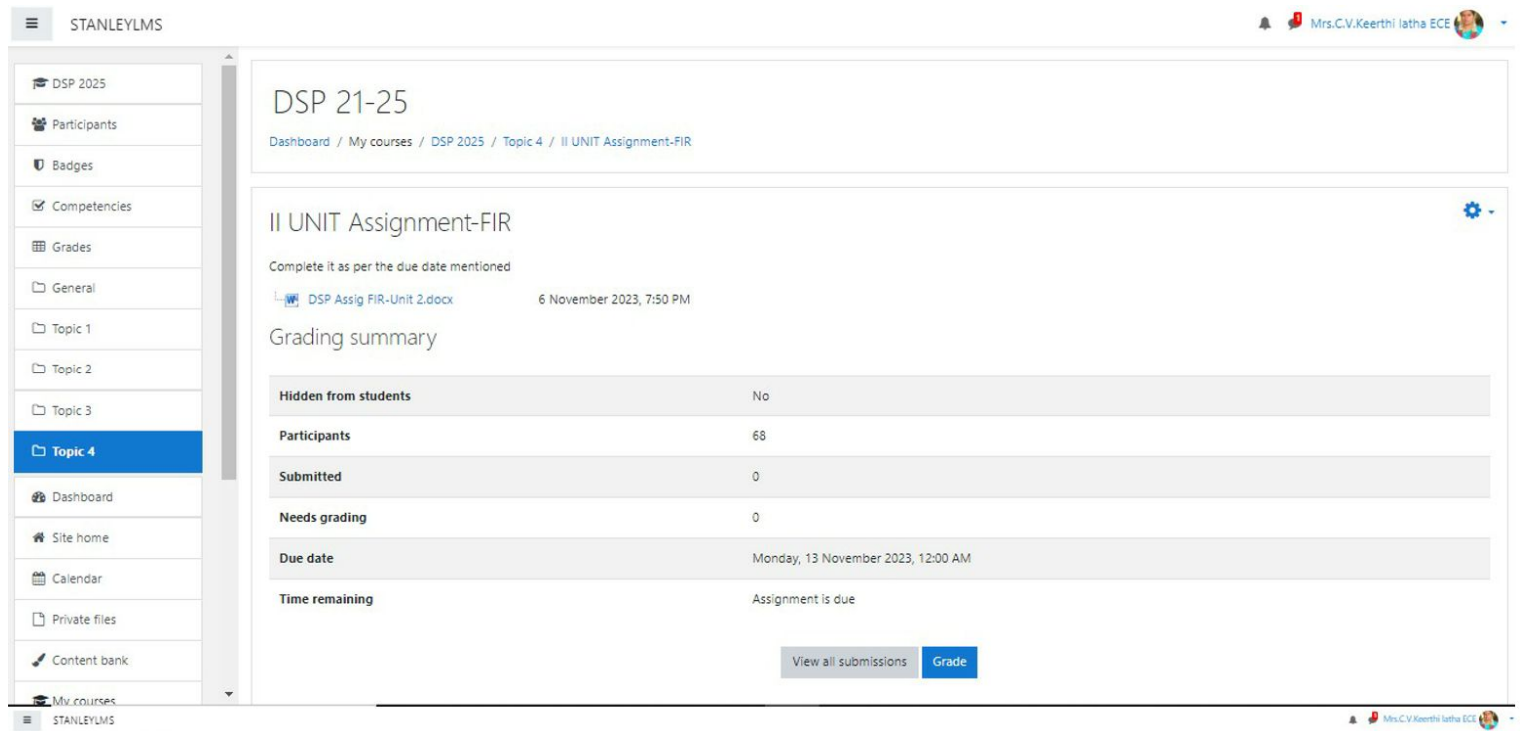
Smart Board





4.3.4 - Number of classrooms and seminar halls with ICT- enabled facilities such as smart class, LMS, etc.

LMS/Moodle: <https://stanleymoodle.swecha.org/course/view.php?id=718>



STANLEYLMS

DSP 21-25

Dashboard / My courses / DSP 2025 / Topic 4 / II UNIT Assignment-FIR

II UNIT Assignment-FIR

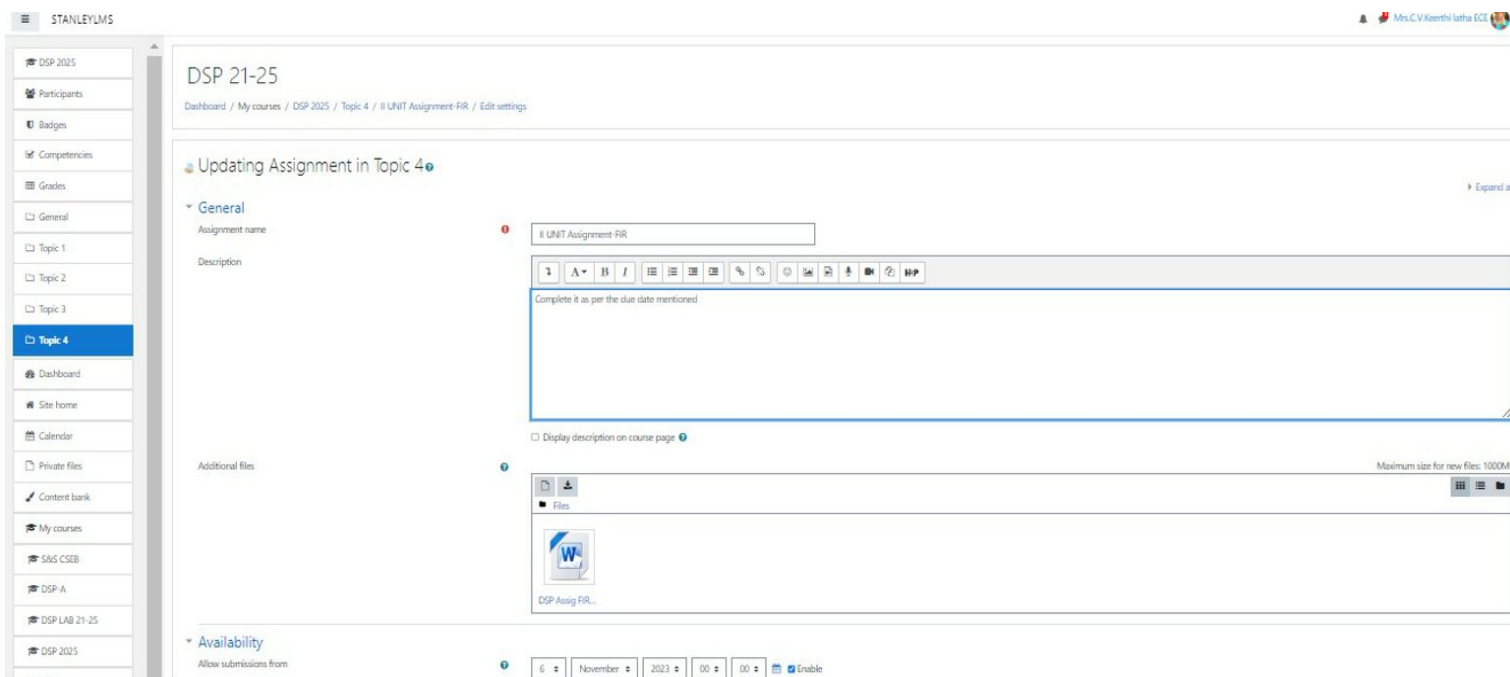
Complete it as per the due date mentioned

DSP Assig FIR-Unit 2.docx 6 November 2023, 7:50 PM

Grading summary

Hidden from students	No
Participants	68
Submitted	0
Needs grading	0
Due date	Monday, 13 November 2023, 12:00 AM
Time remaining	Assignment is due

[View all submissions](#) [Grade](#)



STANLEYLMS

DSP 21-25

Dashboard / My courses / DSP 2025 / Topic 4 / II UNIT Assignment-FIR / Edit settings

Updating Assignment in Topic 4

General

Assignment name: II UNIT Assignment-FIR

Description: Complete it as per the due date mentioned

☐ Display description on course page

Additional files: DSP Assig FIR...

Availability

Allow submissions from: 6 November 2023 00:00 [Enable](#)

BigBlueButton

<https://stanley1.swecha.org/b/drr-jv0-mcd-0kk>

stanley1.swecha.org/html5client/join?sessionToken=l4nnt0ajsw8gtctg

Public Chat

Welcome to Home Room!

For help on using BigBlueButton see these (short) tutorial videos.

To join the audio bridge click the phone button. Use a headset to avoid causing background noise for others.

This server is running BigBlueButton.

To invite someone to the meeting, send them this link:
<https://stanley1.swecha.org/b/ram-shc-afo>

16 160622733031-varsha (Guest) 2:23 PM
good afternoon
mam

16 160622733031-varsha (Guest) 2:25 PM
yes mam

22 22-3037 2:25 PM
yes mam

Send message to Public Chat

Home Room 01:51

Ramyashree 160622733035 Anusha 160622733089

Rectifiers

Rectifiers

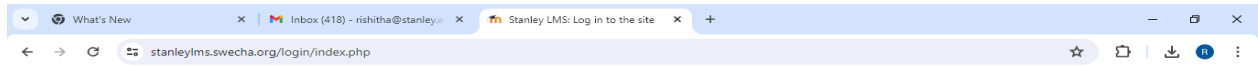
→ Rectifier is defined as an electronic device used for converting AC voltage into unidirectional voltage

→ A rectifier utilizes unidirectional conduction device such as P-N junction diode. PN junction diode is used as a rectifier because it permits easy flow of current in one direction i.e., during F.B but does not permits the current flow in opposite direction i.e., during R.B.

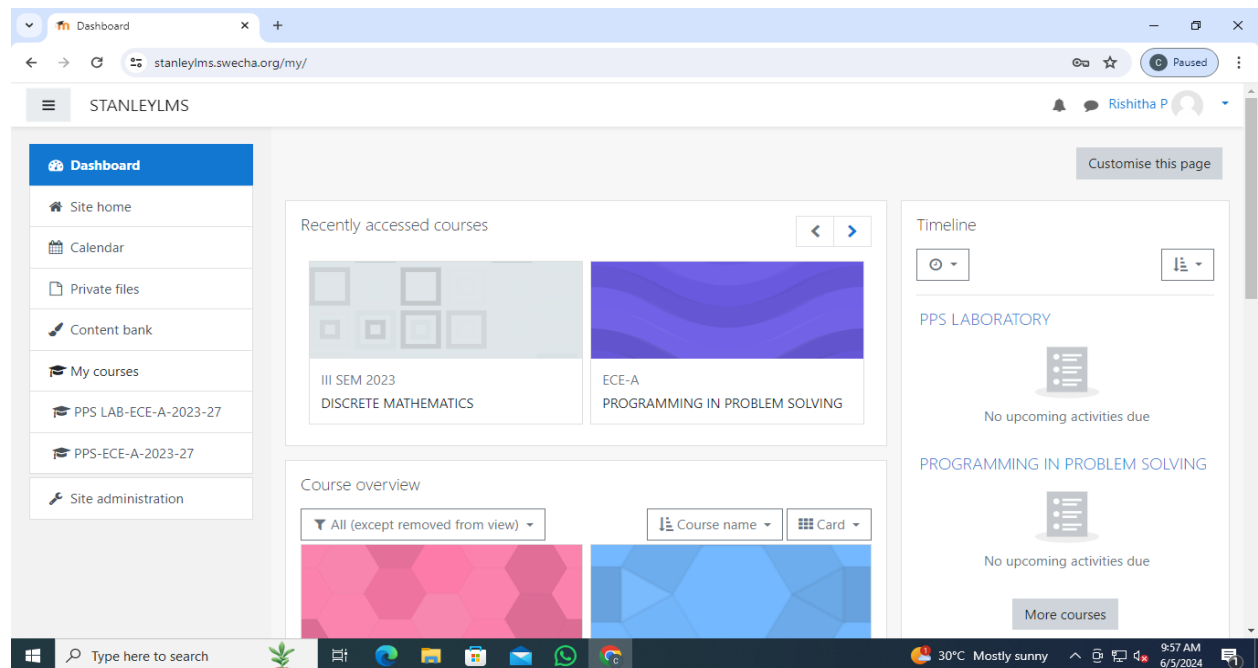
STANLEY COLLEGE OF ENGINEERING & TECHNOLOGY FOR WOMEN (A)

Chapel Road, Abids, Hyderabad

DEPARTMENT OF INFORMATION TECHNOLOGY



LMS Login Page



 [Site home](#)

[Dashboard](#) / [Courses](#) / [Miscellaneous](#) / [IT](#) / [V SEM 2021-2025](#) / [IT B](#) / [CI \(IT-B\)](#)

Practice Question & answers for Surprise Test

Topic 1

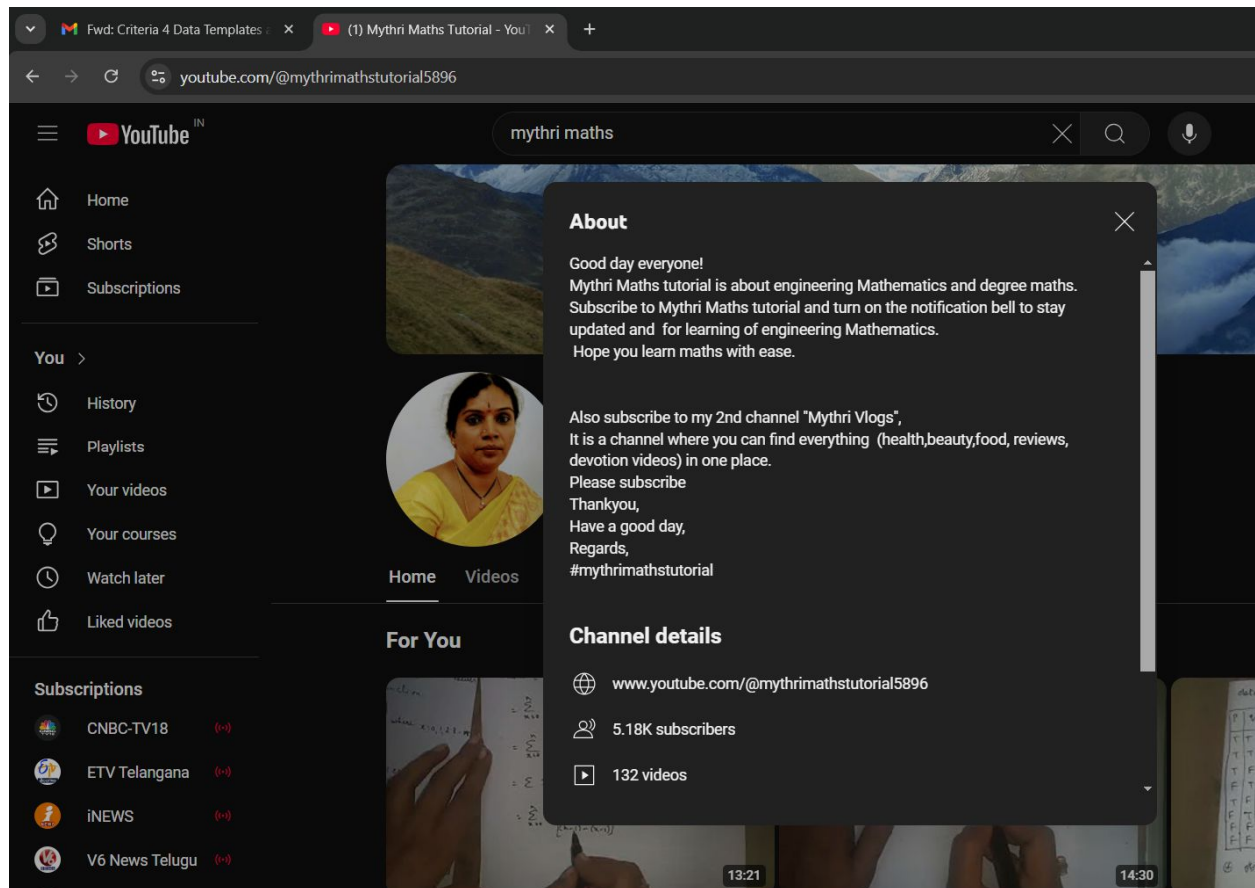
[Dashboard](#) / [Courses](#) / [Miscellaneous](#) / [IT](#) / [V SEM 2021-2025](#) / [IT B](#) / [WAD\(IT-B\)](#)

Assignment-1

 Site administration

Teacher: Sumedha Jyothula

4.3.4 Institution has facilities for e-content development Enumerate the facilities for e-content development such as 1. Media Centre, 2. Audio-visual Centre, 3. Lecture Capturing System (LCS), 4. Mixing equipment's and Software for editing



Mythri Maths Tutorial - YouTube X +

youtube.com/@mythrimathstutorial5896

mythri maths tutorial

Home Shorts Subscriptions You History

Sign in to like videos, comment and subscribe.

Sign in

Explore

Trending Shopping Music Films Live Gaming

Mythri Maths Tutorial

@mythrimathstutorial5896 · 5.18K subscribers · 132 videos

Good day everyone!more

Subscribe

Home Videos Live Playlists

Videos

Radius of curvature (Cartesian form) 19:30 1.4K views · 2 years ago

Curvature Introduction 5:14 329 views · 2 years ago

Newton's forward difference interpolation formula 21:09 839 views · 2 years ago

cauchy's n th Root test 13:13 379 views · 2 years ago

logarithmic test 17:36 485 views · 2 years ago

Nifty smicap +1.09%

Search

ENG IN 14:20 27-11-2024

Radius of curvature (Cartesian form) X +

youtube.com/watch?v=Qgyvbfswfxl

mythri maths tutorial

Sign in

I cartesian form:- Any equation deals with only x and y is known as cartesian form.

Ex:- $y = mx$, $x^2 + y^2 = a^2$. . .

Radius of curvature in cartesian form:-

$$\rho_{at p} = \frac{\left[1 + \left(\frac{dy}{dx}\right)^2\right]^{3/2}}{\frac{d^2y}{dx^2}}$$

Radius of curvature (Cartesian form)

Mythri Maths Tutorial 5.18K subscribers

Subscribe

16

Share

Download

Radius of curvature in Polar & Pedal forms

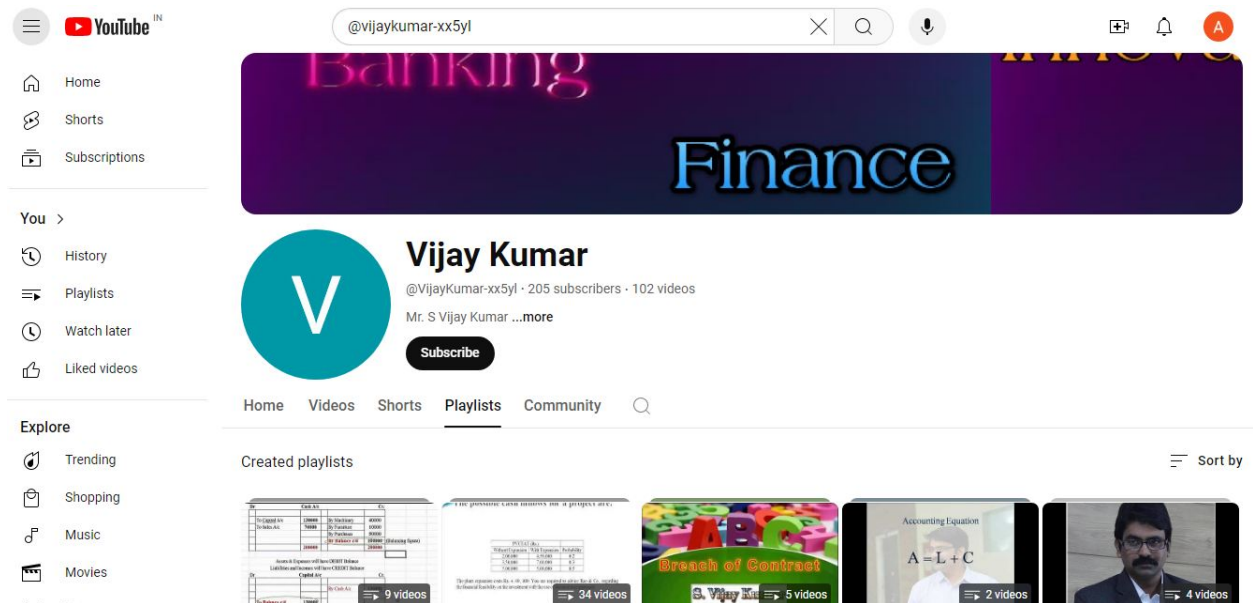
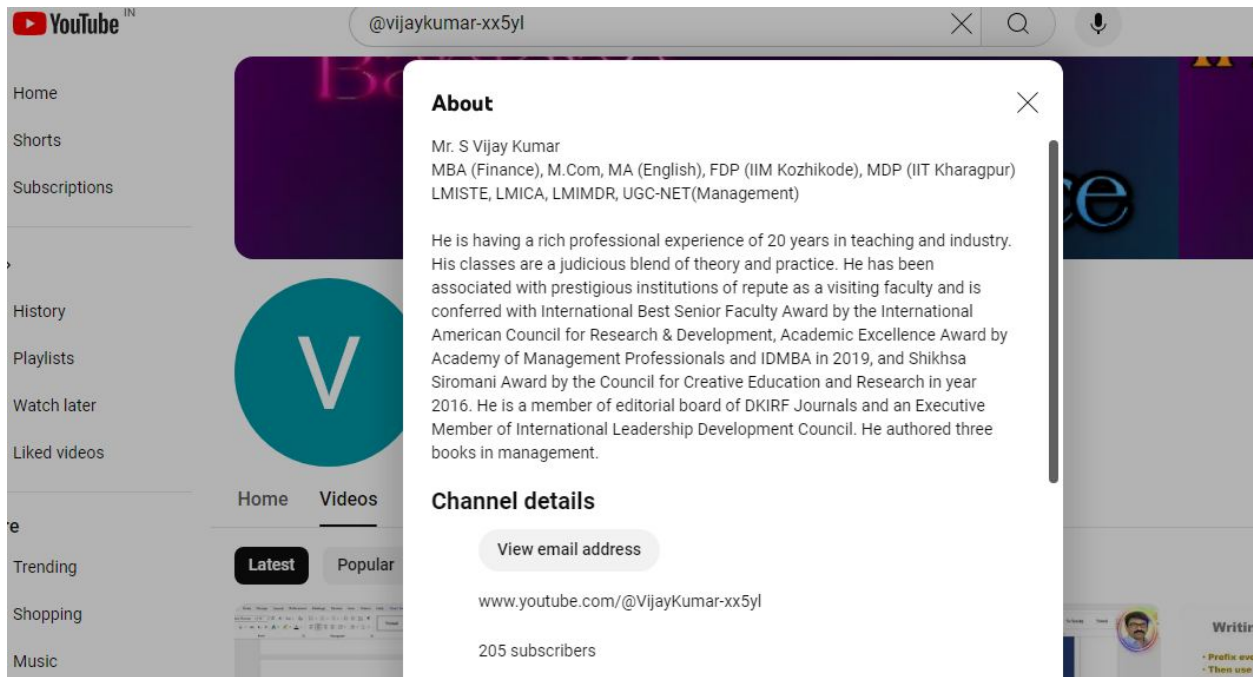
Praveen Burji 6.2K views · 3 years ago

BSE smicap +0.96%

Search

ENG IN 14:21 27-11-2024

4.3.4 Institution has facilities for e-content development Enumerate the facilities for e-content development such as 1. Media Centre, 2. Audio-visual Centre, 3. Lecture Capturing System (LCS), 4. Mixing equipment's and Software for editing



...

A

...